

Navigator

The ultimate in motor home living



HOLIDAY RAMBLER

This is Living.

You enjoy celebrating the good times. Cherishing private moments with people you care about the most. And indulging in the finer things of life in a spectacular motor home. You love a coach that frees you up to do it all in your own way. And at your own pace.

That's why we created the 2001 Navigator®. From bow to stern, from top to bottom, we imbued the coach with the most lavish creature comforts. You accept no compromises in your recreational enjoyment. Neither does Navigator. After all, it's the ultimate motor home from Holiday Rambler.



Whether it's an intimate, late-night
dinner by a secluded lake or a vibrant
party after the game, no motor
home creates the setting for fine
entertainment and gracious
living like Navigator.

Nanavie

Gateway to



Jalor

l a c i o u s l i v i n g





FAR LEFT — As an example of Navigator's lavishness, we put a premium 20-inch color TV and AM/FM stereo system on the optional slide-out tray in the basement (curbside) to keep you entertained while camping out.

LEFT — The optional slide-out tray makes loading and unloading easy.

The best ride and handling

It doesn't get any better than this. Gliding over irregular pavement, almost as if it's as smooth as glass. Taking a sharp curve with only a hint of a roll. Or pressing hard on the brakes and coming to a stop without a nose dive.

Because it rides on Monaco Coach Corporation's exclusive Roadmaster Semi-Monocoque chassis — the most sophisticated, refined and finely balanced chassis in the industry.


This will be your experience with Navigator®.

From bumper to bumper, Navigator is the essence of motor home sophistication. Full, painted exterior graphics. Full-width Holiday Rambler mud flaps. Polished aluminum wheels. Stainless steel front bumper. And built-in turn indicator lights in the heated, power controlled chrome exterior mirrors.

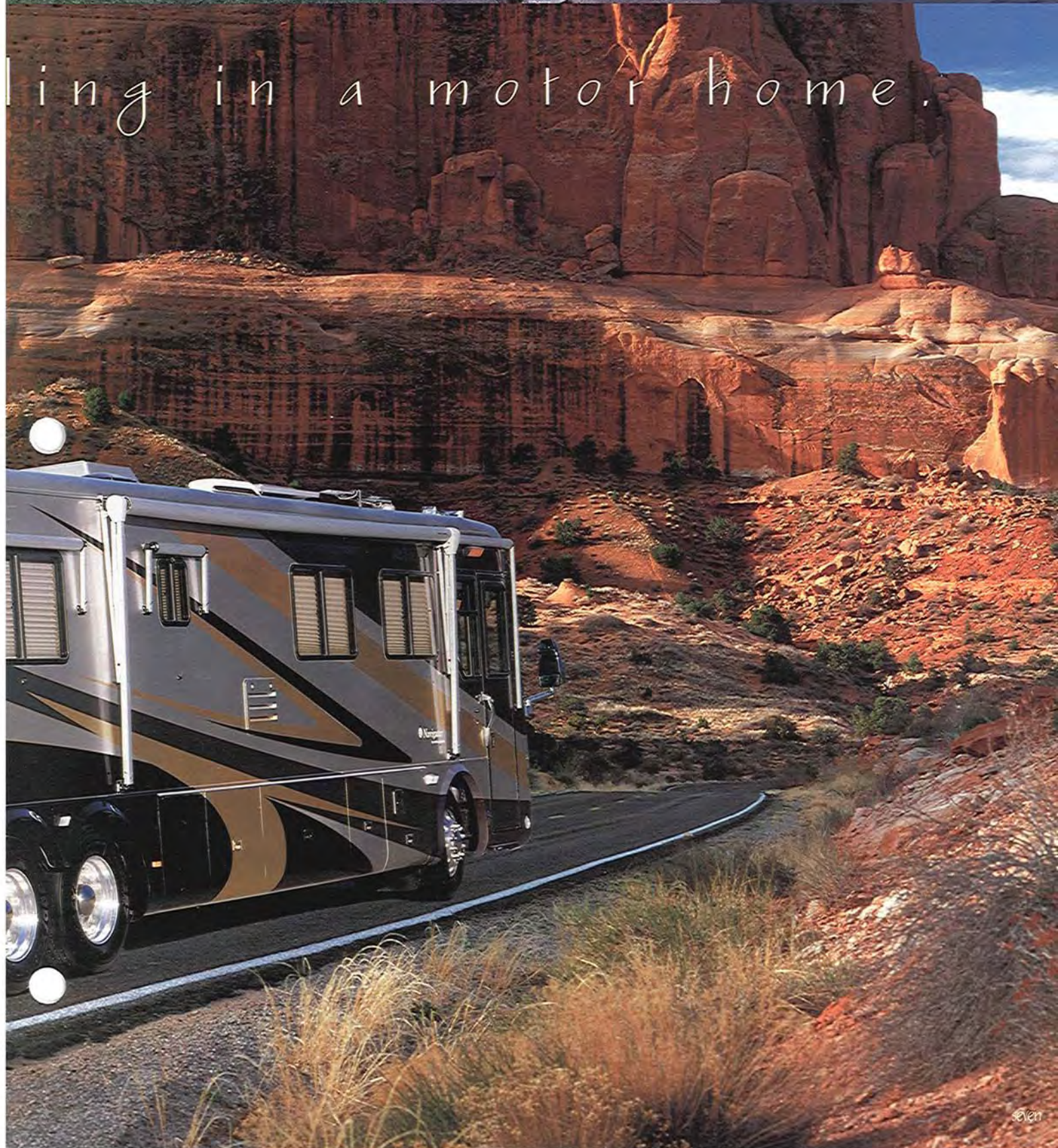


RIGHT — With the Onan 10 KW diesel generator, all your appliances can keep going wherever you set up camp.

FAR RIGHT — Setting up for the night is a snap, thanks to the large color coordinated patio awning with power assist arms.



Living in a motor home.



Opulence from end to end.

You've come to enjoy a high level of gracious living.

And you love having a coach that makes it easy to take

this opulence with you. A coach like Navigator®.

Navigator®

We equip each coach with features you'd find in a luxury home.




From living area to kitchen. From the

bathroom to the majestic bedroom suite.

Such auspicious surroundings make

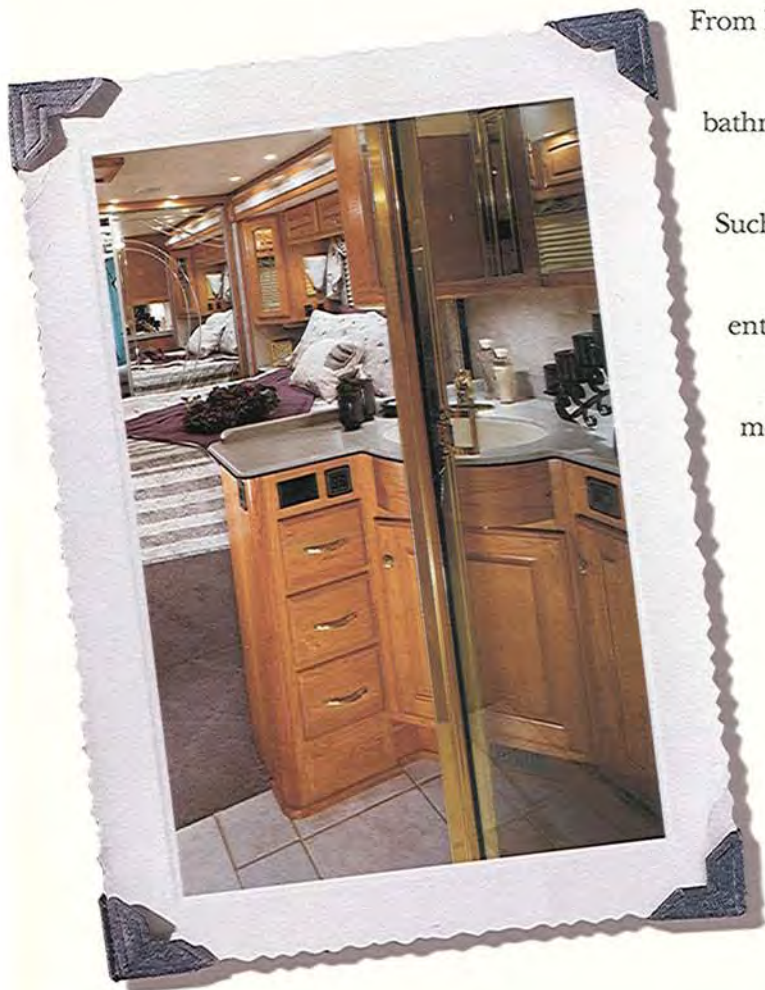
entertaining more fun. And relaxation

more luxurious.



ABOVE — Stained Oak cabinetry (3) is standard. Options are Natural Cherry (1), Walnut (2), Stained Cherry (4), Natural Oak (5) and White Wash Ash (6).

LEFT — The master bathroom has a shower with a mirrored-glass door, cosmetic lights, bathroom mirror, solid surface countertops with brass hardware, and a homelike china toilet.





You can't improve on perfection. But you *can* create your own version of it. That's the concept behind the litany of options you get with Navigator. Choose from six beautiful cabinet finishes. Four elegant decor options, each with matching exterior graphics. Plus purely self-indulgent options to satisfy your every desire.

ABOVE — The master bedroom suite in the 43PBD model features a carousel wardrobe with full-length dressing mirror, (not shown) a queen bed and a space-expanding bedroom slide-out.







A grand interior, indeed! With the kitchen suite slide expanded, you have lots of extra space to entertain. Cabinets are solid wood with Colonial Arch raised panels on top and square raised panels down below. The designer table has a convenient drop leaf and two freestanding fashion chairs. And the beveled decor mirrors, padded lambrequins and day/night shades add an upscale but comfortable touch.



First class flights available.

The cockpit is but of foretaste of your motor home fun down the road.

Because we artfully integrate technology and creature comforts right up front in every Navigator®. Giving you the highest level of enjoyment at every turn.

Take the pilot and co-pilot seats with six-way power controls.

The Smartwheel multiplexing 18-inch VIP steering wheel. And the automotive-style dash. With Navigator,

you get an overabundance of features to enhance every vista.

twelve

ABOVE — The premium entertainment system includes a Sony® 24-inch TV in the living area, a Sony 20-inch TV in the bedroom, a four-head VCR with remote and video switching box, plus a Sony DVD player and high-end speaker system. There is also an in-dash Bose® 160-watt stereo, AM/FM cassette system with CD player.





Sophistication without boundaries.

The kitchen says it all: how Navigator combines the finest craftsmanship with high-end features to create a true dream home. Four-door refrigerator with ice maker and beautiful raised panel doors. Solid surface countertops with integrated sinks. Pull-out faucet with soap dispenser. And ceramic tile floor. You'll also find premium appliances. Like a space saver convection microwave. And a recessed high-output, three-burner cooktop with sealed burners and flush-mount cover. With Navigator, you can take your concept of motor home enjoyment wherever your desires lead you.



Get ready for the

Navigator® is engineered to give you the smoothest ride and the best handling available in a motor home.

The coach rides on Monaco Coach Corporation's

unique Roadmaster Semi-Monocoque chassis. The genius of this advanced platform lies in its unique

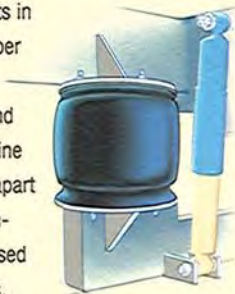
construction. Instead of creating a



The revolutionary construction of the Roadmaster Semi-Monocoque chassis results in superior performance in a number of ways:

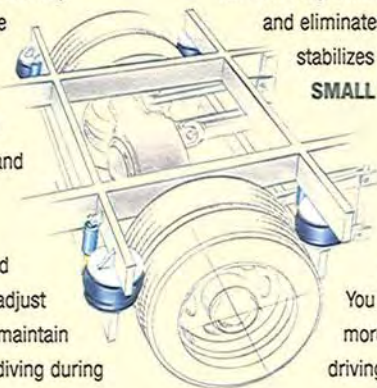
DECREASED ROLL. Air bags and shock absorbers are placed in line with the wheels, much further apart than with any other chassis construction. This results in decreased roll, especially on sharp corners.

SMOOTHEST RIDE. A sturdy welded steel "H" frame, plus 8 outboard-mounted air bags and



Bilstein® gas shock absorbers effectively absorb road vibration before it reaches the coach. To achieve this superior ride, there's an air bag and shock absorber in front of and behind each wheel.

SUPERIOR FRONT-TO-REAR BALANCE. Monitored leveling sensors continuously adjust the air pressure at each axle to maintain a level ride. This prevents nose diving during



hard braking, offsets weight transfer when cornering and eliminates "floating" on curves. It also stabilizes the coach on uneven surfaces.

SMALL TURNING RADIUS. The steering mechanism is designed to turn nearly 50 degrees in either direction. This results in an amazingly small turning radius for a large motor home.

You also get a smoother feel and a more responsive reaction to your driving commands.


ride of your life.

motor home around two steel rails (like most motor homes are constructed), we build Navigator on a semi-monocoque superstructure. It's a bridge-like,

all-steel cage construction — technology borrowed from the worlds of aerospace and civil engineering.



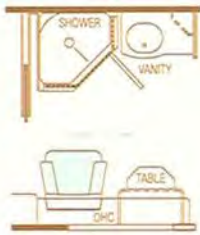
The gutsy Cummins® turbo diesel engine combines advanced electronic engine controls, high-pressure fuel injection and heavy-duty components to give you power, fuel economy and reliability. Cummins' Interact System constantly monitors changes in



temperature, pressure and speed, and coordinates functions between the engine and motor home systems to provide superior performance. The power plant is mated to an Allison 6-speed transmission with electronic shifter for optimal performance.

Navigator®

FLOOR



Option A



40PBD



Option B



40PBS



Option C



40WDS

Option A

WEIGHTS

	40PBD	40PBS	40WDS	42CDS	42DSS	43PBD
Gross Vehicle Weight Rating (Lbs.)	46,000	36,000	36,000	46,000	46,000	46,000
Gross Combined Weight Rating (Lbs.)	56,000	46,000	46,000	56,000	56,000	56,000
Front Gross Axle Weight Rating (Lbs.)	13,000	13,000	13,000	13,000	13,000	13,000
Rear Gross Axle Weight Rating (Lbs.)	23,000	23,000	23,000	23,000	23,000	23,000
Tag Axle Weight Rating (Lbs.)	10,000	N/A	N/A	10,000	10,000	10,000

MEASUREMENTS

	40PBD	40PBS	40WDS	42CDS	42DSS	43PBD
Wheelbase	245"	262"	245"	259.5"	259.5"	271.5"
Overall Length	40' 10"	40' 10"	40' 10"	42' 4"	42' 4"	43' 4"
Overall Height (with A/C)	12'	12'	12'	12'	12'	12'
Interior Height	79"	79"	79"	79"	79"	79"
Interior Width	95"	95"	95"	95"	95"	95"
Exterior Width	101.5"	101.5"	101.5"	101.5"	101.5"	101.5"

TANK CAPACITY

All Tank Capacities are Approximate. Actual "Usable Capacity" May Vary as a Result of Variances in Installation and Fabrication of the Tanks.

	40PBD	40PBS	40WDS	42CDS	42DSS	43PBD
Water Heater (Gal.)	10	10	10	10	10	10
Gray Tank (Gal.)	60	60	60	60	60	60
Black Tank (Gal.)	46	46	46	46	46	46
Fresh Tank (Gal.)	100	100	100	100	100	100
Fuel Tank (Gal.)	150	150	150	150	150	150
LP Tank (Gal.)*	55	55	55	55	55	55

*Actual filled LP Capacity is 80% of Listing Due to Safety Shut Off Required on Tank.

PLANS AND SPECIFICATIONS



-  Carpet
-  Tile



Option D



CHASSIS/ENGINE/SUSPENSION

Standard Features

- Semi-Monocoque Roadmaster Chassis
- Extended Rail Chassis
- Cummins® 350 ISC Electronic Engine (40' only)
- Cummins 500 ISM Electronic Engine (Standard on 42CDS, 42DSS, 43PBD)
- Torque (Lbs.-Ft. Max. Net at 1,300 RPMs): 915
- Cubic Inch Displacement: 504.5/8.7
- Allison® MH3000 6-Speed World Transmission with Electronic Shifter (with 350 Horsepower Engine)
- Allison® MH4000 6-Speed World Transmission with Electronic Shifter (with 500 Horsepower Engine)
- 200 amp Alternator
- Tires: Goodyear 295/75RX22.5 Load Range (H)
- (8) Outboard Air Bags (10) Standard with Tag Axle
- (8) Bilstein Shocks (10) Standard with Tag Axle

CHASSIS/ENGINE/SUSPENSION (cont.)

Standard Features

- New Style Aluminum Wheels
- Front Disc Brakes
- Electronic Water and Fuel Separator
- Rear Side Mount Radiator
- Air Cleaner Restriction Indicator
- Engine Block Heater with Switch on Dash
- Air Leveling System (Optional on 40PBD, 40PBS, 40WDS)
- 10,000 Lb. Hitch Receiver and Six-Point Connector

Options

- Cummins ISL 370 HP Engine with Allison 3000MH Transmission (40' Models Only)
- 500 Power Pack Cummins 11.0L 500 HP Diesel Engine; Allison® MH4000 6-Speed World Transmission; Jacobs Engine Compression Mountain Brake (Optional on 40PBD, 40PBS, 40WDS)

Due to the large variety of options and floor plan arrangements available to our customers, actual weights for each unit can differ significantly. Holiday Rambler provides a weight sticker on each unit we produce which includes that unit's tank capacities and approximate weight. Consult your local Holiday Rambler dealer for unit availability and further information.

The information printed in this brochure reflects product design, fabrication, and component parts at the date of printing. The manufacturer reserves the right, at any time, to make changes in product design or material or component specifications as its sole option, without notice. This includes the substitution of components of a different brand or trade name which will result in comparable performance. All information printed in this brochure is subject to change after the date of printing. Some features shown or mentioned in this brochure are optional and may only be available in selected

floor plans. Photographs may show props or decorations that are not standard equipment on Holiday Rambler models. Holiday Rambler, the HR logo and its design, are registered trademarks. All other products and company names are trademarks and/or registered trademarks of their respective holders.

While the color of the motor home's exterior and the interior fabrics depicted in this sales brochure are fair and reasonable depictions, the colors depicted may not be an exact match of the actual colors because of the variances in photo-processing and variances caused by inserting the photographs within the sales brochure. Due to product improvements, changes during the model year and/or transcription errors that may occur, information represented within this brochure may not be accurate at the time of your purchase. If certain information is significant to your purchasing decision, please confirm the information with your dealer prior to submitting your order.

Navigator[®]



Mocha Java (N2N01 Mocha Java Interior)



Canyon Sunset (N5N01 Canyon Sunset Interior)

BODY CONSTRUCTION

Standard Features

Heavy Duty Steel Superstructure
Seamless Fiberglass Roof
One-Piece Front and Rear Fiberglass Cap
Polished Stainless Steel Front Bumper
One-Piece Generator Access Door
Laminated Gel Coat Fiberglass Walls
Full Body Deluxe Paint
Undercoating
Padded Vinyl Ceiling
Full Width "Holiday Rambler" Mud Flap
Structurewood Flooring with Decible Paper
Air Activated Step Well Cover
Insulated Aluminum Doors
Pantographic Baggage Doors
Integrated Single Handled Latches and Keyed Alike Locks
Power Locking Basement Storage Compartments

Options

Slide-Out Storage Tray (One Side)
Slide-Out Storage Trays
(Complete Pass-Through)
Rear Ladder
3M[®] Film Front Mask
Acrylic Front Cap Protective Mask



COCKPIT

Standard Features

High Intensity Driver and Passenger Map Lights
Halogen Fog Lights
Audible Turn Signals
Beede Gauges on Dash with Black Face and Gold Ring



COCKPIT (cont.)

Standard Features

Roof Mounted Dual Trumpet Air Horns
Rear Vision Monitor System
Smartwheel Multiplexing 18-inch VIP Steering
Wheel with Controls for Windshield Wipers, ICC and Cruise Control
Sony[®] In-Dash Stereo 2-DIN AM/FM Cassette, with CD 160W System
Triple Head Power Controlled Heated Exterior Mirrors with Turn Indicator Lights
Low Coolant Warning Light and Buzzer
Leather-Faced 6-Way Power Driver and Passenger Recliner Seats
Carpet Driver and Passenger Floor Mats
Co-Pilot Seat with Power Footrest
Power Sunvisors
Driver and Passenger Chrome Dash Fans
Transmission Temperature Gauge
Pantographic Windshield Wipers
Power Steering
Cruise Control

Options

Leather Buddy Seat with Power Footrest
GPS Navigation System with Color Monitor
Electric Privacy Drape 110V
Trip Management System

APPLIANCES AND ACCESSORIES

Standard Features

Four-Door Refrigerator with Ice Maker
Recessed High Output Cooktop with Three Sealed Burners and Flush Mount Cover
Spacesaver Convection Microwave with Touch Control and Range Hood
Systems Monitor Panel
Electric TV Antenna with Booster
Sony[®] 24-inch Vega TV in Living Area
Sony[®] 20-inch Vega TV in Bedroom
Bose[®] LS8 Stereo
Sony[®] DVD Player
Digital/Analog Cellular Antenna
Cable TV Hook-Up and Telephone Jacks
DSS Pre-Wire
Stereo Four-Head VCR with Remote Control and Video Switching Box

APPLIANCES AND ACCESSORIES (cont.)

Standard Features

CB Radio with Antenna
Washer/Dryer Prep

Options

AC/DC Exterior Pull-Out
Freezer/Refrigerator – 2.5 cu. ft.

Recessed High Output Three-Burner Range/Oven with Flush Mount Cover



Fully Automatic Digital Satellite System
Sony[®] Exterior AM/FM Stereo System with Two Speakers and 20-inch Color TV
Combination Washer/Dryer
Large Double-Door Refrigerator with Ice Maker



INTERIORS

Standard Features

Solid Wood Colonial Arch Raised Doors on Upper Cabinets
Solid Wood Square Raised Panel Doors on Lower Cabinets
Dovetail Cabinet Drawers
Hardwood Veneer Paneling

STANDARDS AND OPTIONS



Sea Star (N8N01 Sea Star Interior)



Thunder Cloud (N9N01 Thunder Cloud Interior)

INTERIORS (cont.)

Standard Features

Bright Solid Brass Cabinet Pulls
Solid Surface Kitchen and Bathroom
Countertops and Sink Covers with
Integrated Solid Surface Sink
Two Free-Standing Fashion Chairs
Venetian Blinds and Wooden Valance in Kitchen
Natural and Stained Oak Cabinets
Highline Interior Fabric
Sleeper Sofa
Curbside Love Seat with Drawer and Fold
Down Snack Tray

Designer Table with Drop Leaf and Two Free-Standing Fashion Chairs

Ceramic Tile in Kitchen and Bathroom
Beveled Decor Mirrors
Carousel Wardrobe (43PBD Only)
Wardrobe with Adjustable Lined Shelves
Shower



Full Length Dressing Mirror
Medicine Cabinet
Bathroom Mirror
Towel Bars and Robe Hooks in Bathroom
Bedspread
Decorative Headboard and Beveled Mirror
Duet Day/Night Shades, Valances and
Lambrequins in Living Area and Bedroom

Options

Shower Seat
Stained or Natural Cherry Cabinets
Designer Walnut Cabinets
White Washed Ash Cabinets and Natural
Maple Cabinets
Bath Tub (ILO Shower)
Leather Sleeper Sofa on Co-Pilot Side
Computer Table
Leather J-Lounge Sofa
Leather Recliner
Leather Love Seat
Swivel and Glide Recliner
Neo-Angle Shower ILO Tub (40PBS)
LeRowan Shelving (43PBD only)

ELECTRICAL SYSTEMS AND LIGHTS

Standard Features

50 amp 120V / 240V Distribution Panel and
Power Cord with Quick Disconnect
Onan® 10 KW QD Diesel Generator on Power
Slide-Out
2500 Inverter with Remote Start
Four 6V Deep Cycle Batteries
Dual 12V Outlets in Dash
Auxiliary Start Switch
Porch Light
Two 120V Receptacles Inside Storage
Compartment
Courtesy Night Lights in Entry Steps, Kitchen,
Bathroom and Bedroom
Fluorescent Lights in Outside Storage
Compartments
Underhood Utility Light
Three Lighted Water Pump Switches (Kitchen,
Bathroom, Outside)
Two 3-Way Switches in Bedroom and
Living Area
Decorative Dining Light with Dimmer Switch
Mood Lights Throughout
Wardrobe Lights
Cosmetic Lights in Bathroom

Options

85W Solar Panel
Electric Power Cord Reel
Pure Sine Wave Inverter
Surge Protector
All Electric Coach Includes: Two Trace
Inverters, Five Gel Cell Batteries, 270 amp
Alternator, Norcold® Four-Door Refrigerator
and Princess Two Burner Cooktop
(Required: Aqua Hot Heating System and
Two 85 Watt Solar Panels)

HEATING, VENTS AND AIR CONDITIONING

Standard Features

Low Profile 13.5 BTU Roof Air Conditioning
12V Attic Fan with Wall Thermostat and Rain
Sensor in Kitchen and Bathroom



HEATING, VENTS AND AIR CONDITIONING (cont.)

Options

Aqua-Hot Heating System
Nu-Heat Tile Floor (Kitchen)

PLUMBING AND LP SYSTEMS

Standard Features

Pull-Out Faucet and Soap Dispenser in Kitchen
Central Water Purifier in Service Compartment
Water Filter in Kitchen
No-Fuss Flush Holding Tank Rinsing System
10 Gallon LP Gas/Electric Water Heater with
Electronic Ignition (DSI) and Motor Aid
Fluted Glass Shower Door
China Toilet with Sprayer
Heated Systems Compartment with Easy
Access to Hook-Ups

Options

Insta-Hot Water

WINDOWS, DOORS AND AWNINGS

Standard Features

Radius Dual Pane Safety Glass Dark Tinted
Slider Windows
Screen Door and Anti-Skip Steps
Power Entrance Step
Keyless Remote Entry System with Pocket
Remote
Tinted Skylight in Bathroom
Entrance Door Awning
Color Coordinated Patio Awning with Power
Assist Arms (Brushed Aluminum Arms
and Cover)
Side Window Awnings
Slide-Out Awning

Options

Carefree® Automatic Patio Awning
Girard® Automatic Patio Awning

SAFETY

Standard Features

Back-Up Alarm
Fire Extinguisher in Living Area
Deadbolt Lock on Entrance Door
120V GFI Protected Circuit Kitchen,
Bathroom, Exterior)
LP Gas Detector
Smoke Detector
Carbon Monoxide Detector
Driver and Passenger Three-Point Seat Belts
(Lap and Shoulder)
Third Brake Safety Light
Egress Window

Options

Security Safe
Deluxe Security System

Building on a framework of lasting memories.

Fun get-togethers. Exciting rallies. Breathtaking explorations of the great outdoors. Holiday Rambler® has been helping recreational vehicle owners enjoy the best RV experience possible since we rolled out our first travel trailer in 1953.


Over the years, we've made a steady stream of innovations to help our owners build richer, more lasting memories. These engineering accomplishments include many industry firsts, such as RVs with aerodynamic radius corners, refrigerators, holding tanks, tag axles, aluminum body framing and kitchen-suite slides. We've also implemented a service program that's among the best in the business. Along with our parent company, Monaco Coach Corporation, we're the only manufacturer



providing 24 hour a day, seven day a week dealer support by trained company employees. We also have a network of 400 dealers and 1,000 independent service facilities across the U.S.

As a Holiday Rambler owner, you'll also get a year's free subscription to *Holidays* magazine and a one-year free membership in the

Holiday Rambler Club which includes 24-hour emergency roadside assistance.



So, no matter which Holiday Rambler you choose from our full line of prestigious travel trailers, fifth wheels and Class A motor homes, you'll have the engineering excellence, top-notch service and superior benefits to assure the building of lasting memories.



HOLIDAY RAMBLER®
This is Living.



MONACO COACH CORPORATION

(800) 245-4778

Visit our Web site at www.holidayrambler.com
Monaco is traded on the New York Stock Exchange under the listing MNC © 2000, Monaco Coach Corporation
1100 HR-325 Litho in USA.