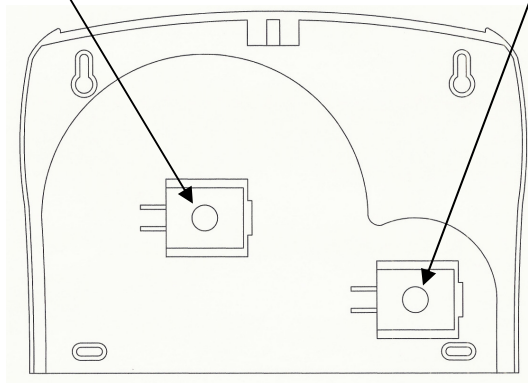


# Jumbo Roll Bath Tissue Dispenser

Dispenser Numbers: D67031 (Stainless), D67033 (Black)

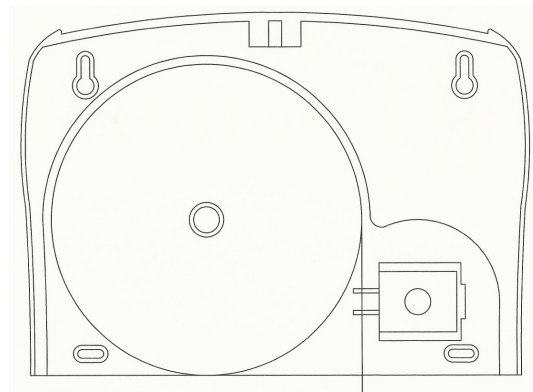
## Loading Instructions

Main Roll Spindle      Stub Roll Spindle



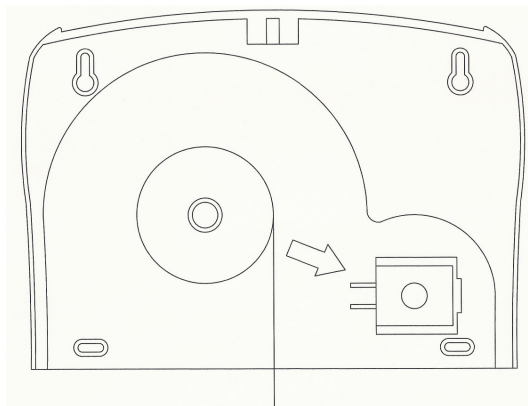
### New Roll Step 1:

Open front cover



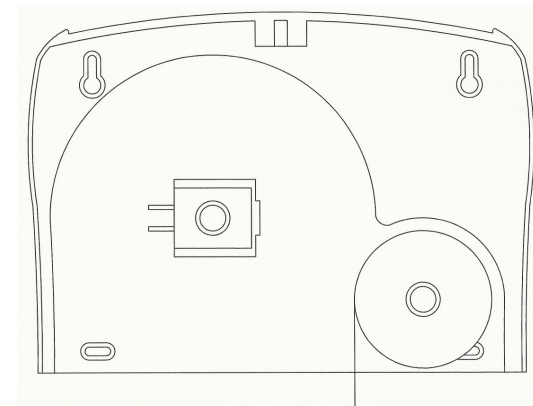
### New Roll Step 2:

Load a new roll of LoCor bath tissue on to the MAIN Roll Spindle. Be sure the tail hangs off the roll as shown.



### Stub Roll Step 1:

When the main roll is small enough to move to the stub roll location, remove it from the MAIN Roll Spindle and transfer to STUB Roll Spindle.



### Stub Roll Step 2:

When moving from the main roll spindle to the STUB Roll Spindle, flip the roll so that the tail is hangs as shown.

For dispenser questions contact Customer Service at: (920) 940-8904 or [dispensers@solarispaper.com](mailto:dispensers@solarispaper.com)